


CE  
EN 14492-1



## EPH FN PLANETARY WINCHES

Model EPH FN are hydraulic planetary winches.

Designed for extend life and give best safe duty.

These winches are built according with higher safety standards in compliance with Directive Machinery 2006/24/CE Harmonized EN 14492-1. The high efficiency planetary gear train assure fast payout and rewind winching operational and the innovative brake system, make these winches reliable and great for industrial applications.

## FEATURES

- COMPACT**  
Hardened steel single stage planetary gear train
- FAST WINCHING SPEED**  
Fast payout and rewind
- VERSATILE MOUNTING**  
Designed for either foot or side mounting
- LIGHT AND STRONG**  
Body manufactured from hardened, special aluminium castings reduced weight and increased strength  
Powder coat finished
- MULTI-DISC PRESSURE RELEASED BRAKE**  
Gives a reliable and effective full brake capacity

## WINCHES RANGE

MODEL	PULLING CAPACITY
EPH 3600 FN	3.600 Kgs. (8.000 Lbs.)
EPH/L 3600 FN	3.600 Kgs. (8.000 Lbs.)
EPH 4500 FN	4.500 Kgs. (10.000 Lbs.)
EPH 5200 FN	5.200 Kgs. (11.460 Lbs.)
EPH 6200 FN	6.200 Kgs. (13.650 Lbs.)
EPH 6700 FN	6.700 Kgs. (14.770 Lbs.)

- DRUM SIZE AVAILABLE**  
Standard: 200 mm (7.87 inch) for EPH 3600FN  
Long: 252 mm (9.92 inch) for EPH/L 3600 FN  
EPH 4500FN - EPH 5200FN - EPH 6200FN - EPH 6700FN
- TOTALLY OIL COOLED**  
Gears and brake in oil bath for best performance, quiet operation and extended component life

### ACCESSORIES :

- Zinc plated heavy-duty roller fairlead
- Zinc plated Cable tensioner
- Air clutch shifter - drum free spooling

## COMPONENTS

### 1 HEAVY-DUTY ROLLER FAIRLEAD

Heavy duty mounting frame with zinc plated finish.  
Close tolerance machining, for perfect mounting onto winch body. Large diameter rollers, manufactured from hardened thick walled steel, and fitted with heavy-duty composite bushing, for reduced maintenance and increased rope life.

### 2 CABLE TENSIONER

Strong frame with heavy duty springs, zinc plated finish with roller in composite against rust, prevents wire rope tangling when free spooling.

### 3 MANUAL CLUTCH

Manual clutch for drum free spooling.

### 4 HYDRAULIC MOTOR

Orbital hydraulic motor, splined output shaft. Painted finish.

### 5 FULL LOAD HOLDING BRAKE

Multi-disc pressure released brake, designed using special heavy duty components to assure full brake performance and reliability, controlled by a noiseless, overcenter valve.

### 6 OVERCENTER VALVE

Special noiseless overcenter valve based on Vime's design for low profile hoses connection.

### 7 AIR CLUTCH

New compact air - cylinder with aluminum body based on Vime's own design. Can easily replace the manual clutch shifter in situ. Chromium plated out put shaft is visible when the drum is in the disengaged position.

### 8 DRUM

Dual rope anchor point based on Vime's own design in according with CE Machinery Directive to prevent rope release.


# 3 HYDRAULIC PLANETARY GEAR WINCHES

EPHL  
3600FN

CE  
EN 14492-1

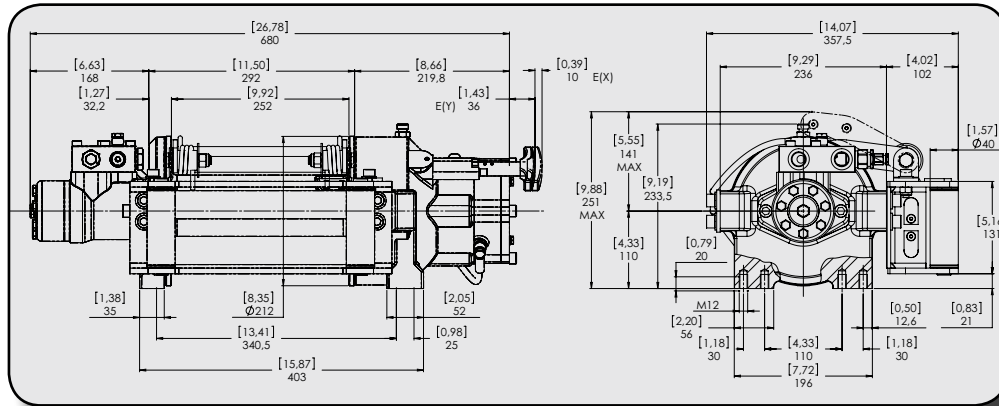
## MANUAL CLUTCH VERSION

EPH FN winches are equipped with manual clutch shifter. Clutch allows the operator to manually disengage the spooling drum from the gear train, enabling the drum to rotate freely (freespooling). Engaging the clutch, it locks the winch drum back onto the gear train. Air clutch shifter is considered such an optional accessory.



Dimensions are :  
Inch  
Millimeters

## DIMENSIONAL DATA




EPHL  
3600FN

CE  
EN 14492-1

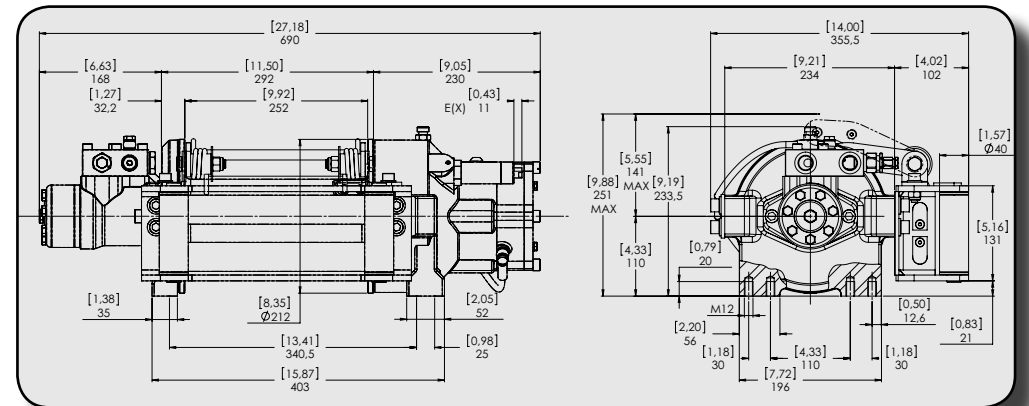
## AIR CLUTCH VERSION

On request at the order, EPH FN winches can be equipped with Air clutch shifter. An air cylinder allows to pneumatically disengage the spooling drum from the gear train, enabling the drum to rotate freely (freespooling). The pneumatic system works if air system is available on vehicle only.



Dimensions are :  
Inch  
Millimeters

## DIMENSIONAL DATA



## TECHNICAL DATA

\*\* Max wire rope capacity corresponding to the full drum condition.

LINE PULL		GEAR RATIO	WORKING PRESSURE		LINE SPEED		WIRE ROPE SIZE		WIRE ROPE CAPACITY		MAX. WIRE ROPE CAPACITY EN 14492-1		MAX. WIRE ROPE CAPACITY **	
1st LAYER	1st LAYER			1st LAYER	1st LAYER									
LBS	KGS		PSI	BAR	FT/MIN	MT/MIN	INCH	MM	FT	MT	FT	MT	FT	MT
8.000	3.600	5,3:1	2,320	160	48,6	14,8	-	10	98,4	30	141,1	43	239,5	73
-	-	-	-	-	-	-	-	-	-	-	-	-	-	-

DESCRIPTION	WEIGHT	
WINCH (without wire rope)	105,38 lbs	47,8 kgs
ACCESSORY : ROLLER FAIRLEAD	21,61 lbs	9,8 kgs
ACCESSORY : CABLE TENSIONER	4,41 lbs	2,0 kgs

Hydraulic Motor.....(15,3 cu in)...250 cc  
Max. oil flow.....(15,85 GPM)...60 Lt./Min.  
Mir clutch working pressure .....Min...(87 Psi)...6 Bar.....Max...(145 Psi)...10 Bar

**NOTE:** Wire rope size must be respected. Recommended wire rope min.tensile strength 2160 N/mm<sup>2</sup>.  
Wire rope minimum breaking load must be at least double of winch max. pulling capacity.  
Max.wire rope capacity according with EN 14492-1.

**DANGEROUS**  
Do not use winch to lift support or transport personnel.

**NOTE:** Specifications are subject to change without notification and without incurring obligation.  
Specifications in this publication are theoretical and may vary depending on hydraulic system, environment, etc.

# 4 HYDRAULIC PLANETARY GEAR WINCHES

## EPH 4500FN

### MANUAL CLUTCH VERSION

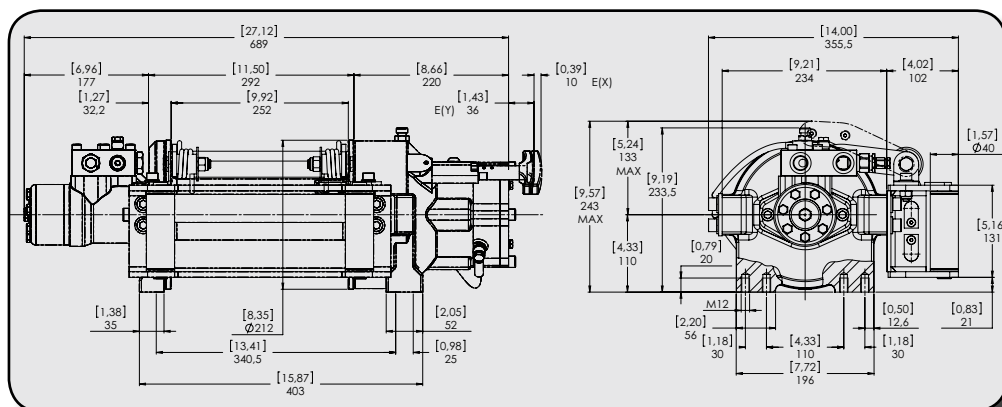
EPH FN winches are equipped with manual clutch shifter. Clutch allows the operator to manually disengage the spooling drum from the gear train, enabling the drum to rotate freely (freespooling). Engaging the clutch, it locks the winch drum back onto the gear train. Air clutch shifter is considered such an optional accessory.



CE  
EN 14492-1

### DIMENSIONAL DATA


Dimensions are :  
Inch  
Millimeters



## EPH 4500FN

### AIR CLUTCH VERSION

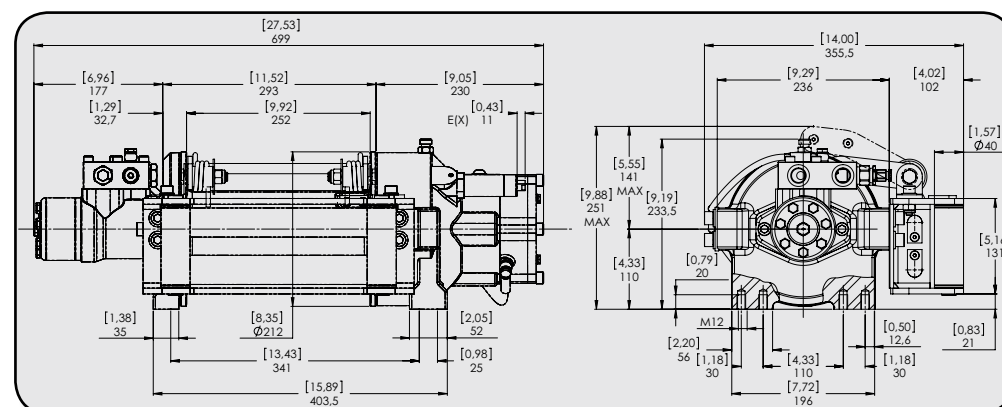
On request at the order, EPH FN winches can be equipped with Air clutch shifter. An air cylinder allows to pneumatically disengage the spooling drum from the gear train, enabling the drum to rotate freely (freespooling). The pneumatic system works if air system is available on vehicle only.



CE  
EN 14492-1

### DIMENSIONAL DATA

Dimensions are :  
Inch  
Millimeters



### TECHNICAL DATA

\*\* Max wire rope capacity corresponding to the full drum condition.

LINE PULL		GEAR RATIO	WORKING PRESSURE		LINE SPEED		WIRE ROPE SIZE			WIRE ROPE CAPACITY		MAX. WIRE ROPE CAPACITY EN 14492-1		MAX. WIRE ROPE CAPACITY **		DESCRIPTION	WEIGHT	
1st LAYER	1st LAYER		PSI	BAR	FT/MIN	MT/MIN	INCH	MM	FT	MT	FT	MT	FT	MT				
LBS	KGS															WINCH (without wire rope)	105,60 lbs	47,9 kgs
10.000	4.500	5,3:1	2,176	150	38,4	11,7	-	11	91,9	28	131,2	40	177,2	54	ACCESSORY : ROLLER FAIRLEAD	21,61 lbs	9,8 kgs	
-	-	-	-	-	-	-	-	-	-	-	-	-	-	-	ACCESSORY : CABLE TENSIONER	4,41 lbs	2,0 kgs	

Hydraulic Motor.....(19,2 cu in)...315 cc  
 Max. oil flow.....(15,85 GPM)...60 Lt./Min.  
 Mir clutch working pressure .....Min...(87 Psi)...6 Bar.....Max...(145 Psi)...10 Bar

**NOTE:** Wire rope size must be respected. Recommended wire rope min.tensile strength 2160 N/mm<sup>2</sup>.  
 Wire rope minimum breaking load must be at least double of winch max. pulling capacity.  
 Max.wire rope capacity according with EN 14492-1.

**DANGEROUS**  
 Do not use winch to lift support or transport personnel.

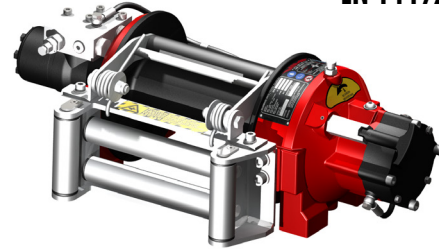
**NOTE:** Specifications are subject to change without notification and without incurring obligation.  
 Specifications in this publication are theoretical and may vary depending on hydraulic system, environment, etc.

# 5 HYDRAULIC PLANETARY GEAR WINCHES

## EPH 5200FN

### MANUAL CLUTCH VERSION

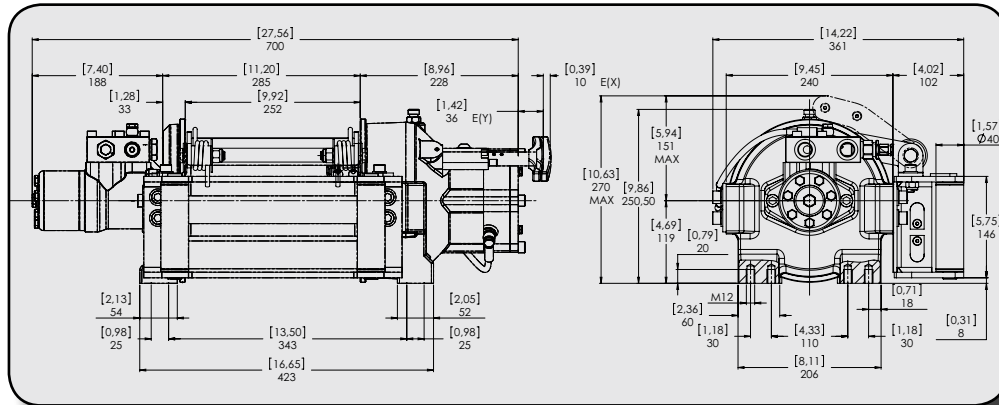
EPH FN winches are equipped with manual clutch shifter. Clutch allows the operator to manually disengage the spooling drum from the gear train, enabling the drum to rotate freely (freespooling). Engaging the clutch, it locks the winch drum back onto the gear train. Air clutch shifter is considered such an optional accessory.



CE  
EN 14492-1

### DIMENSIONAL DATA


Dimensions are :  
Inch  
Millimeters



## EPH 5200FN

### AIR CLUTCH VERSION

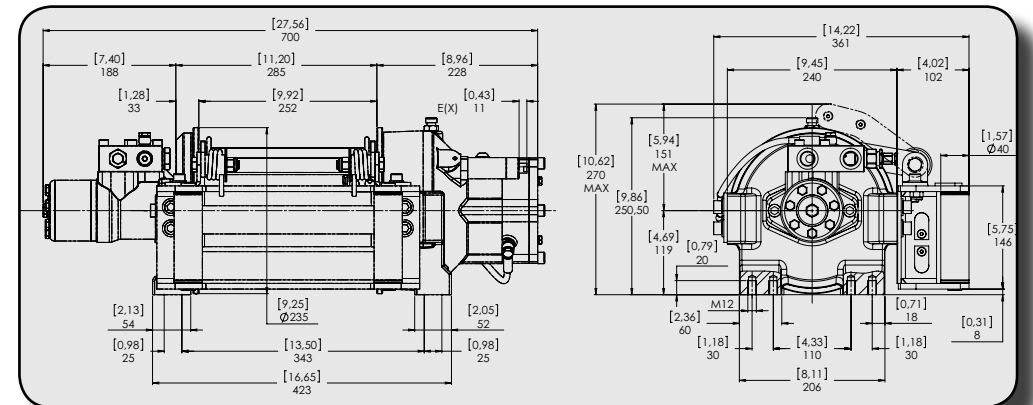
On request at the order, EPH FN winches can be equipped with Air clutch shifter. An air cylinder allows to pneumatically disengage the spooling drum from the gear train, enabling the drum to rotate freely (freespooling). The pneumatic system works if air system is available on vehicle only.



CE  
EN 14492-1

### DIMENSIONAL DATA

Dimensions are :  
Inch  
Millimeters



### TECHNICAL DATA

\*\* Max wire rope capacity corresponding to the full drum condition.

LINE PULL		GEAR RATIO	WORKING PRESSURE		LINE SPEED		WIRE ROPE SIZE			WIRE ROPE CAPACITY		MAX. WIRE ROPE CAPACITY EN 14492-1		MAX. WIRE ROPE CAPACITY **		DESCRIPTION	WEIGHT	
LBS	KGS		PSI	BAR	FT/MIN	MT/MIN	INCH	MM	FT	MT	FT	MT	FT	MT	FT		MT	
11.460	5.200	5,3:1	1,885	130	28,2	8,6	7/16	11	98,4	30	177,2	54	226,4	69		WINCH (without wire rope)	115,30 lbs	52,3 kgs
-	-	-	-	-	-	-	-	-	-	-	-	-	-	-	-	ACCESSORY : ROLLER FAIRLEAD	22,71 lbs	10,3 kgs
-	-	-	-	-	-	-	-	-	-	-	-	-	-	-	-	ACCESSORY : CABLE TENSIONER	4,41 lbs	2,0 kgs

Hydraulic Motor.....(24,4 cu in)...400 cc  
 Max. oil flow.....(15,85 GPM)...60 Lt./Min.  
 Mir clutch working pressure .....Min...(87 Psi)...6 Bar.....Max...(145 Psi)...10 Bar

**NOTE:** Wire rope size must be respected. Recommended wire rope min.tensile strength 2160 N/mm<sup>2</sup>.  
 Wire rope minimum breaking load must be at least double of winch max. pulling capacity.  
 Max.wire rope capacity according with EN 14492-1.



### DANGEROUS

Do not use winch to lift support or transport personnel.



**NOTE:** Specifications are subject to change without notification and without incurring obligation. Specifications in this publication are theoretical and may vary depending on hydraulic system, environment, etc.

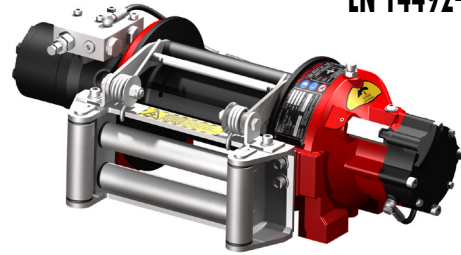
# 6 HYDRAULIC PLANETARY GEAR WINCHES



EPH  
6200FN

## MANUAL CLUTCH VERSION

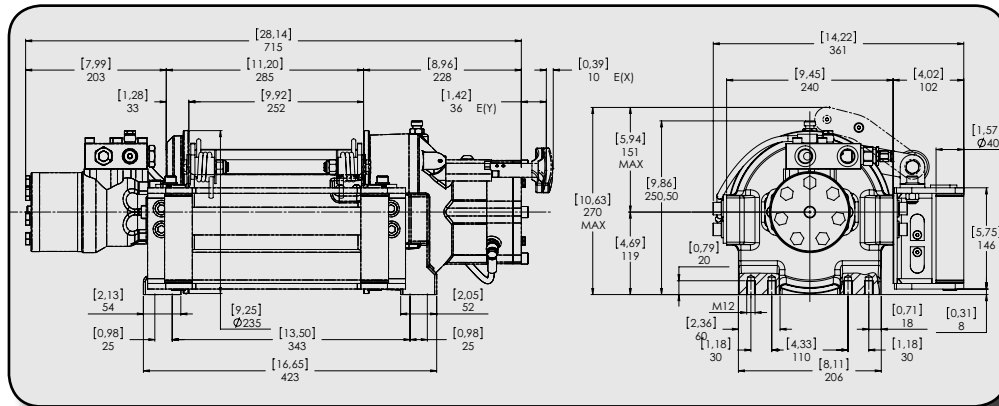
EPH FN winches are equipped with manual clutch shifter. Clutch allows the operator to manually disengage the spooling drum from the gear train, enabling the drum to rotate freely (freespooling). Engaging the clutch, it locks the winch drum back onto the gear train. Air clutch shifter is considered such an optional accessory.



CE  
EN 14492-1

## DIMENSIONAL DATA


Dimensions are :  
Inch  
Millimeters



EPH  
6200FN

## AIR CLUTCH VERSION

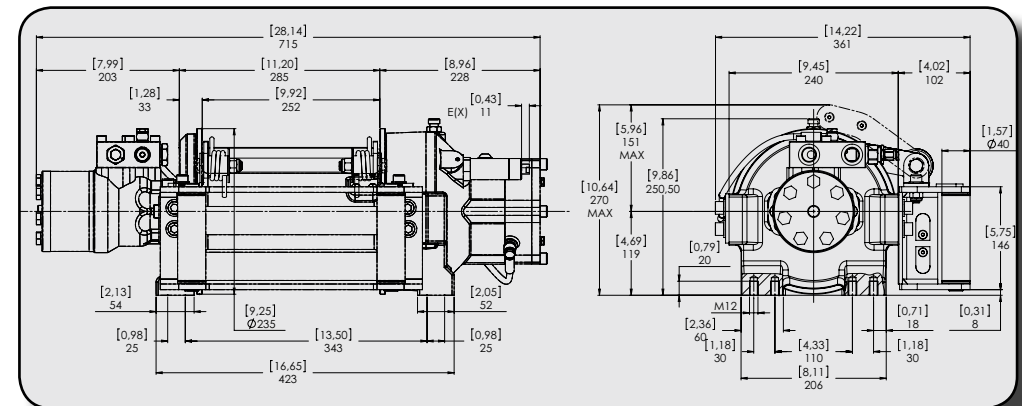
On request at the order, EPH FN winches can be equipped with Air clutch shifter. An air cylinder allows to pneumatically disengage the spooling drum from the gear train, enabling the drum to rotate freely (freespooling). The pneumatic system works if air system is available on vehicle only.



CE  
EN 14492-1

## DIMENSIONAL DATA

Dimensions are :  
Inch  
Millimeters



## TECHNICAL DATA

\*\* Max wire rope capacity corresponding to the full drum condition.

LINE PULL		GEAR RATIO	WORKING PRESSURE		LINE SPEED		WIRE ROPE SIZE		WIRE ROPE CAPACITY		MAX. WIRE ROPE CAPACITY EN 14492-1		MAX. WIRE ROPE CAPACITY **		DESCRIPTION	WEIGHT	
LBS	KGS		PSI	BAR	FT/MIN	MT/MIN	INCH	MM	FT	MT	FT	MT	FT	MT			
13.650	6.200	5,3:1	2,248	155	30,2	9,2	-	12	98,4	30	128,0	39	170,6	52	WINCH (without wire rope)	127,65 lbs	57,9 kgs
-	-	-	-	-	-	-	-	-	-	-	-	-	-	-	ACCESSORY : ROLLER FAIRLEAD	22,71 lbs	10,3 kgs
-	-	-	-	-	-	-	-	-	-	-	-	-	-	-	ACCESSORY : CABLE TENSIONER	4,41 lbs	2,0 kgs

Hydraulic Motor.....(19,2 cu in)...315 cc  
Max. oil flow.....(15,85 GPM)...60 Lt./Min.  
Mir clutch working pressure .....Min...(87 Psi)...6 Bar.....Max...(145 Psi)...10 Bar

**NOTE:** Wire rope size must be respected. Recommended wire rope min.tensile strength 2160 N/mm<sup>2</sup>.  
Wire rope minimum breaking load must be at least double of winch max. pulling capacity.  
Max.wire rope capacity according with EN 14492-1.

**DANGEROUS**  
Do not use winch to lift support or transport personnel.

**NOTE:** Specifications are subject to change without notification and without incurring obligation.  
Specifications in this publication are theoretical and may vary depending on hydraulic system, environment, etc.


# 7 HYDRAULIC PLANETARY GEAR WINCHES



EPH  
6700FN

## MANUAL CLUTCH VERSION

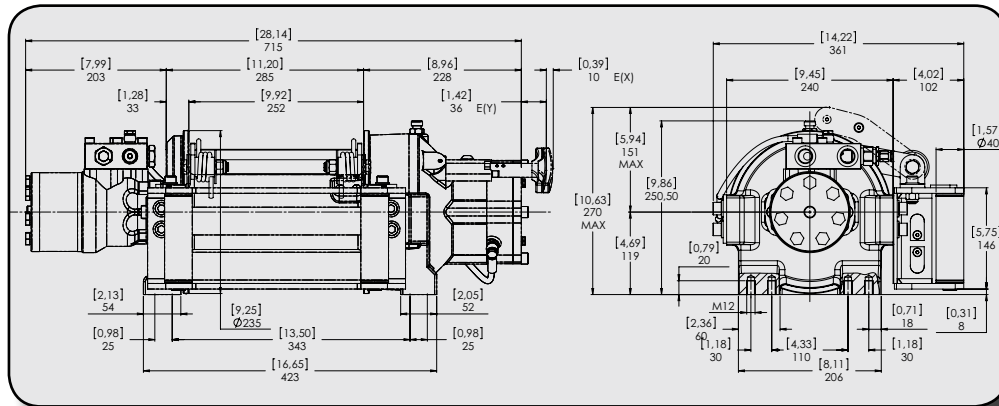
EPH FN winches are equipped with manual clutch shifter. Clutch allows the operator to manually disengage the spooling drum from the gear train, enabling the drum to rotate freely (freespooling). Engaging the clutch, it locks the winch drum back onto the gear train. Air clutch shifter is considered such an optional accessory.



CE  
EN 14492-1

## DIMENSIONAL DATA

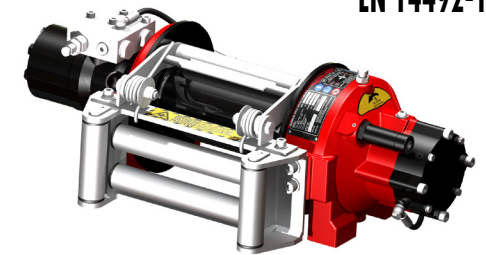
Dimensions are :  
Inch  
Millimeters



EPH  
6700FN

## AIR CLUTCH VERSION

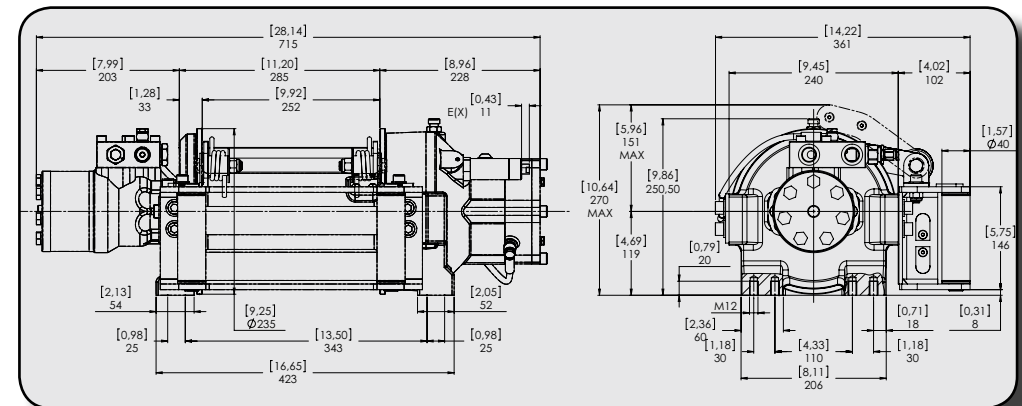
On request at the order, EPH FN winches can be equipped with Air clutch shifter. An air cylinder allows to pneumatically disengage the spooling drum from the gear train, enabling the drum to rotate freely (freespooling). The pneumatic system works if air system is available on vehicle only.



CE  
EN 14492-1

## DIMENSIONAL DATA

Dimensions are :  
Inch  
Millimeters



## TECHNICAL DATA

\*\* Max wire rope capacity corresponding to the full drum condition.

LINE PULL		GEAR RATIO	WORKING PRESSURE		LINE SPEED		WIRE ROPE SIZE			WIRE ROPE CAPACITY		MAX. WIRE ROPE CAPACITY EN 14492-1		MAX. WIRE ROPE CAPACITY **		DESCRIPTION	WEIGHT		
LBS	KGS		PSI	BAR	FT/MIN	MT/MIN	INCH	MM	FT	MT	FT	MT	FT	MT	FT		MT		
14.770	6.700	5,3:1	2,393	165	30,2	9,2	-	12	98,4	30	-	-	128,0	39	170,6	52	WINCH (without wire rope)	127,65 lbs	57,9 kgs
-	-	-	-	-	-	-	-	-	-	-	-	-	-	-	-	-	ACCESSORY : ROLLER FAIRLEAD	22,71 lbs	10,3 kgs
-	-	-	-	-	-	-	-	-	-	-	-	-	-	-	-	-	ACCESSORY : CABLE TENSIONER	4,41 lbs	2,0 kgs

Hydraulic Motor.....(19,2 cu in)...315 cc  
 Max. oil flow.....(15,85 GPM)...60 Lt./Min.  
 Mir clutch working pressure .....Min...(87 Psi)...6 Bar.....Max...(145 Psi)...10 Bar

**NOTE:** Wire rope size must be respected. Recommended wire rope min.tensile strength 2160 N/mm<sup>2</sup>.  
 Wire rope minimum breaking load must be at least double of winch max. pulling capacity.  
 Max.wire rope capacity according with EN 14492-1.

**DANGEROUS**  
 Do not use winch to lift support or transport personnel.

**NOTE:** Specifications are subject to change without notification and without incurring obligation.  
 Specifications in this publication are theoretical and may vary depending on hydraulic system, environment, etc.